



YLI ELECTRONIC

Fail Safe(Secure) Electric Bolt W/Cylinder

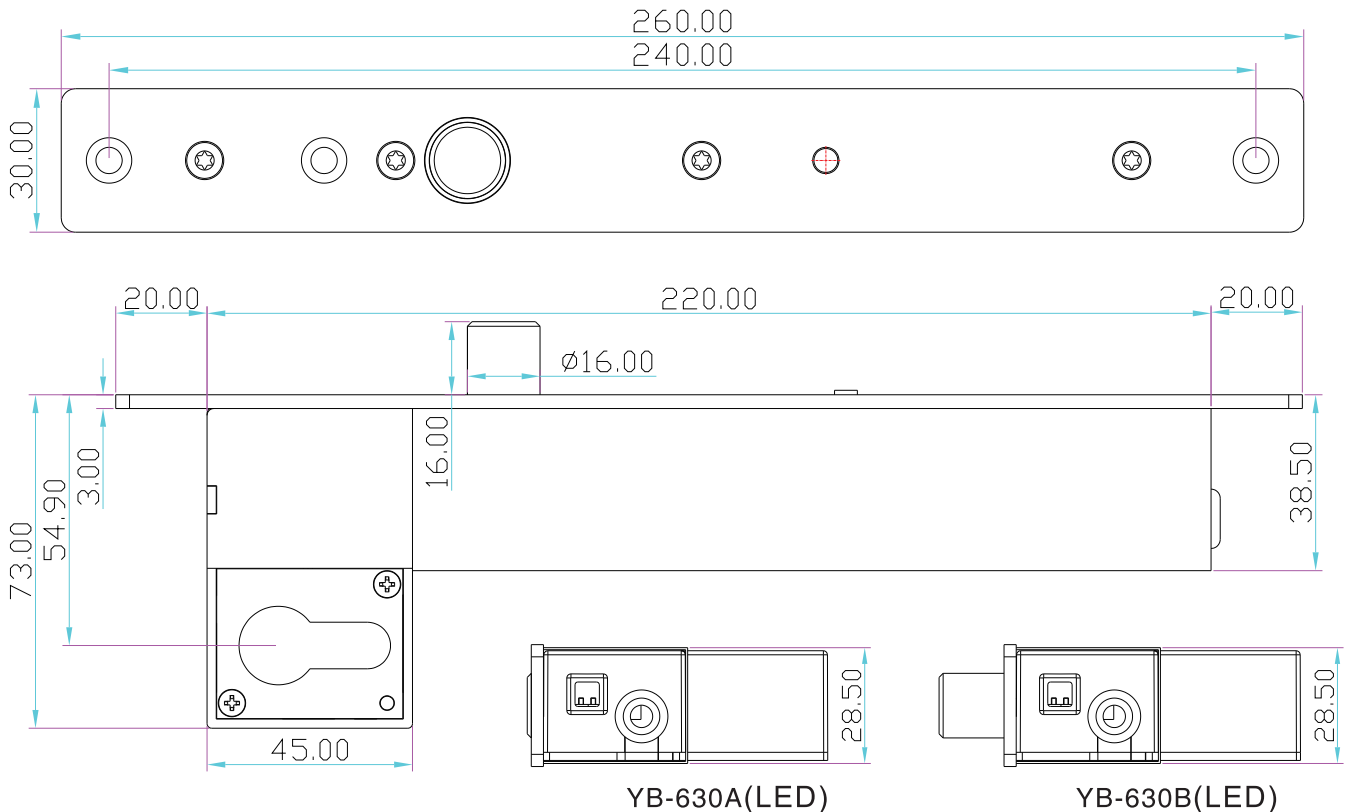


Model:YB-630A/B(LED)

Parameters

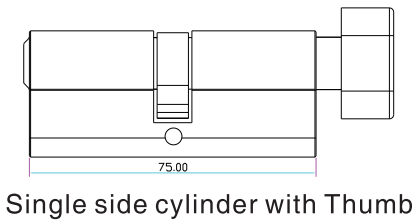
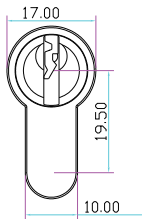
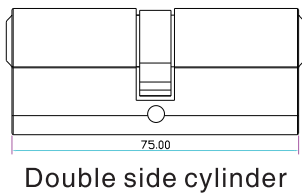
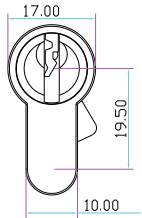
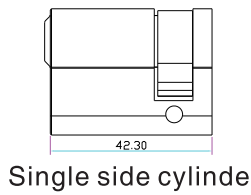
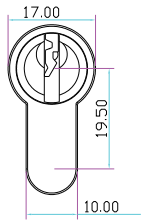
Lock Body	260Lx30Wx73H(mm)
Magnetic Plate	100Lx25Wx2.5H(mm)
Bolt	16(prolongation)*16(diameter)(mm)
Signal Output	Lock signal(NO/NC/COM)
Time Delay	0/3/6/9 sec
Voltage	12VDC
Current	Start 1200mA,Standby 200mA
Feature	Fail Safe[YB-630A(LED)], Fail Secure[YB-630B(LED)]
LED	Light on indicates locked, light off indicates unlocked
Induction Distance	Within 8mm
Suitable for	Wooden door,metal door,fireproof door,glass door
Material	304 stainless steel, wire draw finishing
Weight	1.8 kg

Dimensions

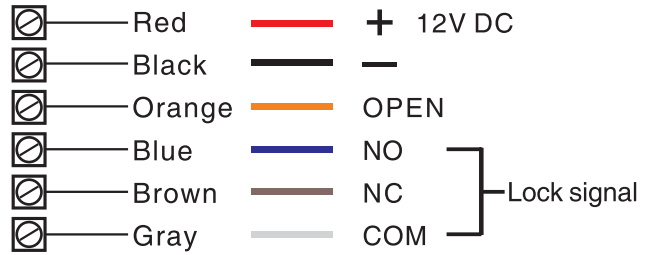


Optional Accessory

Single side cylinder or both side cylinder, other sizes are available too: 80/90/100/110/120mm.



Wiring Diagram



Time Delay

Adjust the delay time for locking auto matically 0/3/6/9 secs.



Installation steps

- Drill and cut our as template indicates
- Fasten fixing lugs
- Cut door leaf out for cylinder installation
- Connect power cable to electric bolt and test it
- Mount electric bolt and cylinder
- Fix cylinder's cover
- Use long screw to tighten the cylinder

Installation Schematic

Door leaf

Door frame